

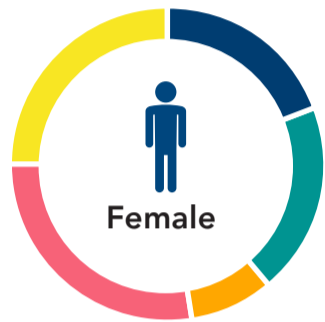
Diversity Monitoring: UK

To monitor the progress of our diversity and inclusion programmes we collect data on the profile of our workforce.

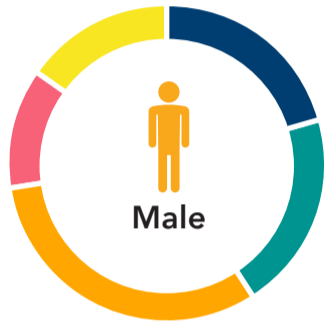
In addition, every two years the Solicitors Regulation Authority asks every law firm in England and Wales to conduct a demographic survey and publish the results.

The document below shows the demographics for Mayer Brown's London office as at 1 July 2021.

Gender

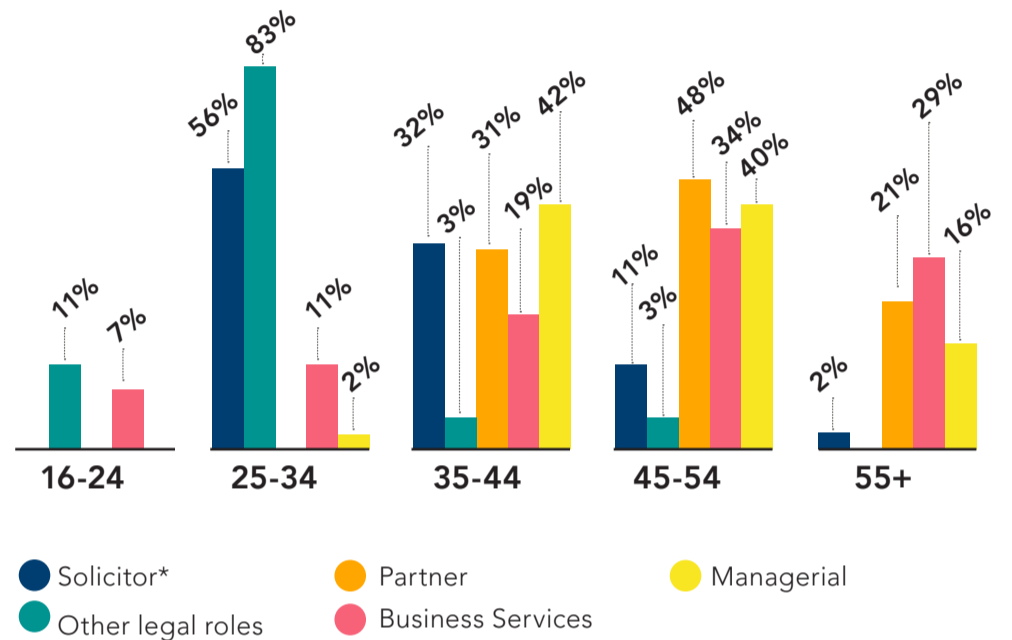


Solicitor*:	49%
Other legal roles:	50%
Partner:	22%
Business Services:	70%
Managerial:	63%

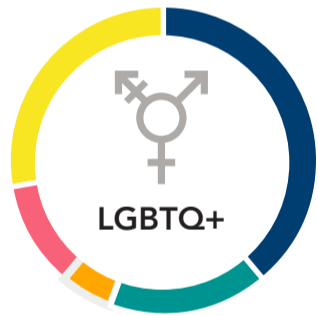


Solicitor*:	51%
Other legal roles:	50%
Partner:	78%
Business Services:	30%
Managerial:	37%

Age



Sexual Orientation



Solicitor*:	7%
Other legal roles:	3%
Partner:	1%
Business Services:	2%
Managerial:	5%



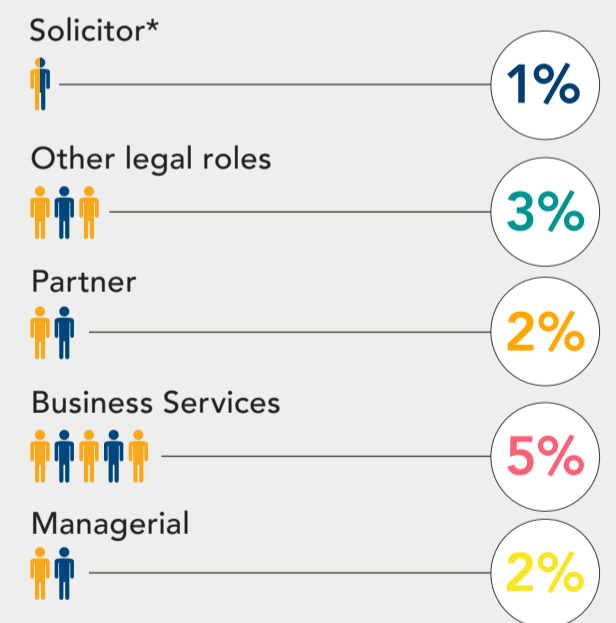
Solicitor*:	88%
Other legal roles:	92%
Partner:	88%
Business Services:	80%
Managerial:	93%



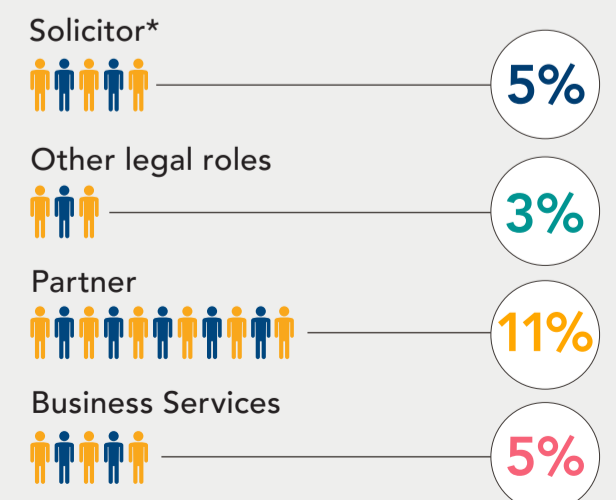
Solicitor*:	5%
Other legal roles:	5%
Partner:	11%
Business Services:	18%
Managerial:	2%

Disability

Declared Disability



Prefer not to say



Ethnicity



Solicitor*:	19%
Other legal roles:	31%
Partner:	5%
Business Services:	20%
Managerial:	16%



Solicitor*:	76%
Other legal roles:	64%
Partner:	93%
Business Services:	75%
Managerial:	84%



Solicitor*:	5%
Other legal roles:	5%
Partner:	2%
Business Services:	5%
Managerial:	-

* excluding Partners.